


Template periodic disclosure for the financial products referred to in Article 8, paragraphs 1, 2 and 2a, of Regulation (EU) 2019/2088 and Article 6, first paragraph, of Regulation (EU) 2020/852 (as of May 2024)

<p>Product name: DTCP Growth Equity III SCSp SICAV-RAIF (GE III) (the “Fund”)</p> <p>Legal entity identifier: 52990036G6IYZ4BQIL53</p>	
<p>Environmental and/or social characteristics</p>	
<p>Sustainable investment means an investment in an economic activity that contributes to an environmental or social objective, provided that the investment does not significantly harm any environmental or social objective and that the investee companies follow good governance practices.</p> <p>The EU Taxonomy is a classification system laid down in Regulation (EU) 2020/852, establishing a list of environmentally sustainable economic activities. That Regulation does not lay down a list of socially sustainable economic activities. Sustainable investments with an environmental objective might be aligned with the Taxonomy or not.</p>	<p>Did this financial product have a sustainable investment objective?</p> <p><input type="checkbox"/> Yes <input checked="" type="checkbox"/> No</p> <p><input type="checkbox"/> It made a minimum of sustainable investments with an environmental objective: __ %</p> <p style="margin-left: 40px;"><input type="checkbox"/> in economic activities that qualify as environmentally sustainable under the EU Taxonomy</p> <p style="margin-left: 40px;"><input type="checkbox"/> in economic activities that do not qualify as environmentally sustainable under the EU Taxonomy</p> <p><input type="checkbox"/> It made sustainable investments with a social objective: __ %</p> <p><input type="checkbox"/> It promoted Environmental/Social (E/S) characteristics and while it did not have as its objective a sustainable investment, it had a proportion of __% of sustainable investments</p> <p style="margin-left: 40px;"><input type="checkbox"/> with an environmental objective in economic activities that qualify as environmentally sustainable under the EU Taxonomy</p> <p style="margin-left: 40px;"><input type="checkbox"/> with an environmental objective in economic activities that do not qualify as environmentally sustainable under the EU Taxonomy</p> <p style="margin-left: 40px;"><input type="checkbox"/> with a social objective</p> <p><input checked="" type="checkbox"/> It promoted E/S characteristics, but did not make any sustainable investments</p>





 <p>Sustainability indicators measure how the environmental or social characteristics promoted by the financial product are attained.</p>	<p>To what extent were the environmental and/or social characteristics promoted by this financial product met?</p> <p>During the reference period, the Fund invested in companies in the growth stage which are engaged in the technology sector with a special emphasis on software development, in accordance with the investment strategy in the precontractual document. The Fund successfully promoted environmental and social (E/S) characteristics by excluding investments into certain economic activities and sectors. These exclusions pertain to:</p> <ol style="list-style-type: none"> a. any illegal economic activity (i.e., any production, trade, or other activity, which is illegal under the laws or regulations applicable to the respective portfolio company); b. the production of, and trade in, tobacco, distilled alcoholic beverages, other non-alcoholic recreational drugs, and related products;
---	--


- c. the financing and production of, and trade in, weapons and ammunition of any kind;
- d. entities with either their registered office, principal place of business or derive the majority of their revenue from any country subject to European Union or United Nations Sanctions.

● **How did the sustainability indicators perform?**

The Fund screened each investment opportunity against the above-listed investment exclusions and made no investments in the area of such exclusions during the reference period. The sustainability indicators were not subject to an assurance provided by an auditor or a review by a third party, according to the Article 64 (2 b) of the Delegated Regulation.

Albeit not part of the promoted E/S characteristics of the Fund, the GE III portfolio made the biggest direct contributions to the following specific goals during the reference period:

Goal for promoted environmental characteristics	Annual KPI/progress towards the KPI in the reference period
	40% electricity consumption comes from renewable energy sources ¹ . All portfolio companies plan to gradually increase the share of renewable energy over the next reporting period and to develop dedicated energy transition plans for their companies. One company switched to 100% certified renewable electricity for their operations in 2023.
	100% of the portfolio companies submitted an annual ESG Survey based on up to 39 different ESG KPIs. All portfolio companies started to proactively identify new, more sustainable technologies and processes to minimize the impact of their activities on the environment. Two investments that joined the fund in 2023 committed to dedicated ESG value creation plans over the coming years.. One portfolio company introduced an employee company shuttle to reduce emissions of employee commute.
	29.12% overall gender diversity 3.25% overall management board diversity 6.25% overall supervisory board diversity 13.25% overall gender pay gap reported ¹ All companies focused on gender diversity and had DEI commitments in place either as part of the company code of conduct or separate policy
	>700 permanent jobs 1.83 training hours on average per employee provided per year ¹ 0 overall work-related injuries All portfolio companies offered individually adapted parental leave arrangements for its workforce, including part-time models and flexible working hours to reconcile career

		and family. One portfolio company provided additional parental benefits (e.g. free hygiene care products).
		All portfolio companies had a set of adequate compliance and governance policies in place compiled either in one single company code of conduct or separate policies (topics ranging from integrity, fair working conditions, data protection, cyber security, DEI, bribery, conflicts of interest, anti-trust, etc.).

¹ The data designated herein is sourced from portfolio company responses to ESG questionnaires, representing 63.71% of assets under management.

- **...and compared to previous periods?**

The Fund’s assets adhered to the investment exclusion list throughout 2022 and 2023, representing the only applicable sustainability indicator.

- **What were the objectives of the sustainable investments that the financial product partially made and how did the sustainable investment contribute to such objectives?**

During the reporting period, the Fund did not make sustainable investments, nor does it intend to do so.

- **How did the sustainable investments that the financial product partially made not cause significant harm to any environmental or social sustainable investment objective?**

The Fund did not make sustainable investments, nor does it intend to do so. Instead, the Fund promoted environmental and social characteristics by excluding investments in certain economic activities and sectors (See the question above “To what extent were the environmental and/or social characteristics promoted by this financial product met?”).

How were the indicators for adverse impacts on sustainability factors taken into account?

The Fund does not consider Principal Adverse Impact indicators beyond their use in the Fund’s ESG Survey. Therefore, the Fund encourages its investees to provide the required underlying data, but it does not demand disclosure from them.

Were sustainable investments aligned with the OECD Guidelines for Multinational Enterprises and the UN Guiding Principles on Business and Human Rights? Details:

The Fund did not make sustainable investments, nor does it intend to do so.

Principal adverse impacts are the most significant negative impacts of investment decisions on sustainability factors relating to environmental, social and employee matters, respect for human rights, anti-corruption and anti-bribery matters.

The EU Taxonomy sets out a “do not significant harm” principle by which Taxonomy-aligned investments should not significantly harm EU Taxonomy objectives and is accompanied by specific EU criteria.

The “do no significant harm” principle applies only to those investments underlying the financial product that take into account the EU criteria for environmentally sustainable economic activities. The investments underlying the remaining portion of this financial product do not take into account the EU criteria for environmentally sustainable economic activities.

Any other sustainable investments must also not significantly harm any environmental or social objectives.



How did this financial product consider principal adverse impacts on sustainability factors?

The Fund does not consider Principal Adverse Impact indicators beyond their use in the Fund’s regular ESG surveys. The Fund encourages its investees to provide the indicators 1-14 of Table 1 of Annex I of the Regulatory Technical Standards, but it does not demand disclosure from them.

What were the top investments of this financial product?

During the reference period, the Fund made three investments. Top investments are calculated and monitored on a quarterly basis as depicted in the table below:

The list includes the investments constituting the **greatest proportion of investments** of the financial product during the reference period which is: **2023**

Largest investments	Sector	% Assets	Country
Cohere Inc.	Artificial Intelligence/ Machine Learning	36,29%	Canada
Cognigy GmbH	Conversational AI	36,29%	Germany
Quantum GmbH	Aerial Intelligence	26,21%	Germany
Anecdotes A.I Ltd	Compliance Automation	1,21%	Israel

What was the proportion of sustainability-related investments?

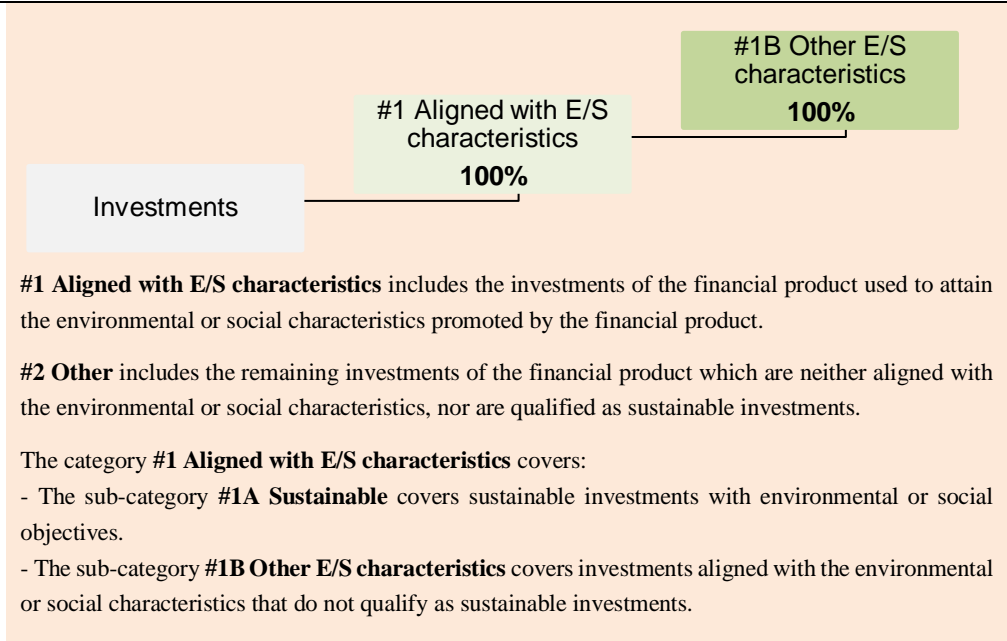
Asset allocation describes the share of investments in specific assets.

100% of the Fund’s investments attained the promoted environmental and social characteristics by excluding investments in certain economic activities and sectors during the reporting period. Hence, they are sustainability-related (see question above “To what extent were the environmental and/or social characteristics promoted by this financial product met?”).

● **What was the asset allocation?**

The Fund invested fully in line with its investment strategy and investment restrictions, i.e., made only investments aligned with its E/S characteristics (#1).¹ Since no sustainable investments in the category #1A were made by the Fund, all of its investments fell into the category #1B, during the reporting period. Throughout the periods of 2022 and 2023, all assets of the Fund consistently adhered solely to category #1B.

- ¹ **#1 Aligned with E/S characteristics** includes the investments of the financial product used to attain the environmental or social characteristics promoted by the financial product.
 - The category #1 Aligned with E/S characteristics covers:
 - The sub-category **#1A Sustainable** covers sustainable investments with environmental or social objectives.
 - The sub-category **#1B Other E/S characteristics** covers investments aligned with the environmental or social characteristics that do not qualify as sustainable investments.



#1 Aligned with E/S characteristics includes the investments of the financial product used to attain the environmental or social characteristics promoted by the financial product.

#2 Other includes the remaining investments of the financial product which are neither aligned with the environmental or social characteristics, nor are qualified as sustainable investments.

The category **#1 Aligned with E/S characteristics** covers:

- The sub-category **#1A Sustainable** covers sustainable investments with environmental or social objectives.
- The sub-category **#1B Other E/S characteristics** covers investments aligned with the environmental or social characteristics that do not qualify as sustainable investments.

● ***In which economic sectors were the investments made?***

The Fund invested in companies in the growth stage, which are engaged in the technology sector and which have a special emphasis on software development.

The proportions of investments in different sub-sectors are

- 36,29% Artificial Intelligence / Machine Learning
- 36,29% Conversational AI
- 26,21% Aerial Intelligence
- 1,21% Compliance Automation,

according to the article 54 of the Delegated Regulation.

The Fund had no exposure to sectors and sub-sectors of the economy that derive revenues from exploration, mining, extraction, production, processing, storage, refining or distribution, including transportation, storage and trade, of fossil fuels as defined in Article 54, of Regulation (EU) 2018/1999 of the European Parliament and of the Council.

To what extent were the sustainable investments with an environmental objective aligned with the EU Taxonomy?

During the reporting period, the Fund did not make sustainable investments nor does it intend to do so. Consequently, the criterion referring to the assurance of Taxonomy aligned investments is not applicable. Additionally, the fund did not invest in sovereign bonds during the period covered by the periodic report.

Does this financial product invest in fossil gas and/or nuclear energy related activities that comply with the EU Taxonomy²?

- Yes:
- In fossil gas In nuclear energy
- No

To comply with the EU Taxonomy, the criteria for **fossil gas** include limitations on emissions and switching to renewable power or low carbon fuels by the end of 2035. For **nuclear energy**, the criteria include comprehensive safety and waste management rules.



- ² Fossil gas and/or nuclear related activities will only comply with the EU Taxonomy where they contribute to limiting climate change (“climate change mitigation”) and do not significantly harm any EU Taxonomy objective – see explanatory note in the left hand margin. The full criteria for fossil gas and nuclear energy economic activities that comply with the EU Taxonomy are laid down in Commission Delegated Regulation (EU) 2022/1214.

Enabling activities directly enable other activities to make a substantial contribution to an environmental objective



Transitional activities are activities for which low-carbon alternatives are not yet available and among others have greenhouse gas emission levels corresponding to the best performance.

Taxonomy-aligned activities are expressed as a share of:

- **turnover** reflecting the share of revenue from green activities of investee companies.
- **capital expenditure (CapEx)** showing the green investments made by investee companies, e.g. for a transition to a green economy.
- **operational expenditure (OpEx)** reflecting green operational activities of investee companies.

are sustainable investments with an environmental objective that **do not take into account the criteria** for environmentally sustainable economic activities under the EU Taxonomy.

The two graphs below show in green the percentage of investments that were aligned with the EU Taxonomy, which is stated at 0%. As there is no appropriate methodology to determine the taxonomy-alignment of sovereign bonds*, the first graph shows the Taxonomy alignment in relation to all investments of the financial product including sovereign bonds, while the second graph shows the Taxonomy alignment only in relation to the investments of the financial product other than sovereign bonds.



*For the purpose of these graphs, 'sovereign bonds' consist of all sovereign exposures

This graph represents 100% of the total investments.

● **What was the share of investments made in transitional and enabling activities?**

The Fund did not invest in transitional or enabling economic activities during the reporting period.

● **How did the percentage of investments that were aligned with the EU Taxonomy compare with previous reference periods?**

Not applicable as the Fund did not make sustainable investments with an environmental objective.

What was the share of sustainable investments with an environmental objective not aligned with the EU Taxonomy?

The Fund did not make sustainable investments, nor does it intend to do so.

What was the share of socially sustainable investments?

The Fund did not make sustainable investments, including to foster social objectives, nor does it intend to do so.

What investments were included under “other”, what was their purpose and were there any minimum environmental or social safeguards?

During the reporting period, the Fund did not make any investments which were not aligned with its environmental and social characteristics.

What actions have been taken to meet the environmental and/or social characteristics during the reference period?

To ensure the E/S characteristics promoted by the GE III (here: adherence to the investment exclusion list) the Fund performed due diligence on all new portfolio companies entering the Fund in 2023



ranging from legal, commercial, technical and ESG topics pre-investment phase. The legal due diligence was performed along with external lawyers in order to identify specific business risks and opportunities, outstanding liabilities, and any compliance obligations associated therewith. All investments complied with the Fund's investment strategy and met the promoted Fund E/S characteristics from the beginning of each investment. The Fund did not identify critical environmental, social or governmental issues.

Further to this, in order to monitor general portfolio ESG developments the Fund engaged with all portfolio companies and requested them to complete an ESG annual survey for the reference period. All investments participated in the ESG survey and provided feedback. The ESG survey covered topics related to the SFDR as well as to other ESG metrics and KPIs.



How did this financial product perform compared to the reference benchmark?

No index has been designated as a reference benchmark for the purpose of attaining the environmental or social characteristics promoted by the Fund.

Reference benchmarks are indexes to measure whether the financial product attains the environmental or social characteristics that they promote